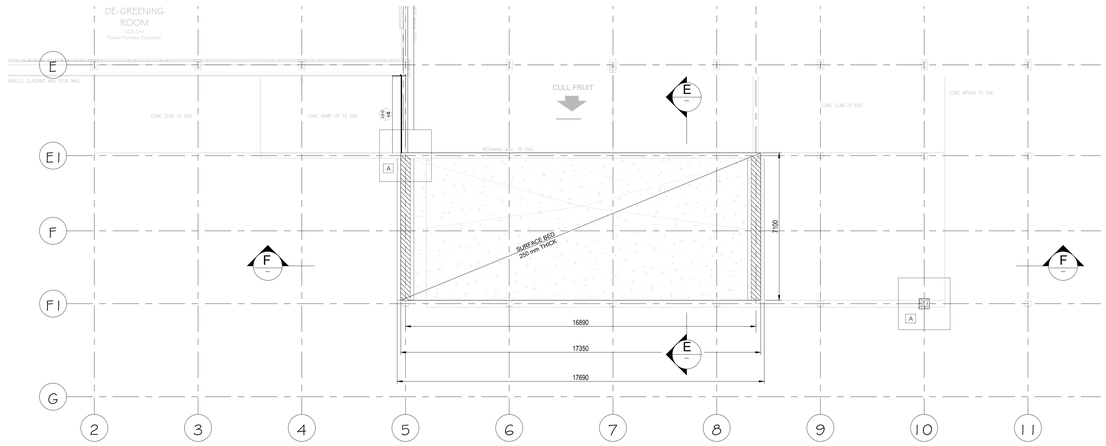

SURFACE BED - LAYOUT

1:100

BASE NAME	SIZE	NUMBER OFF
TYPE A	2500x2500x400	2

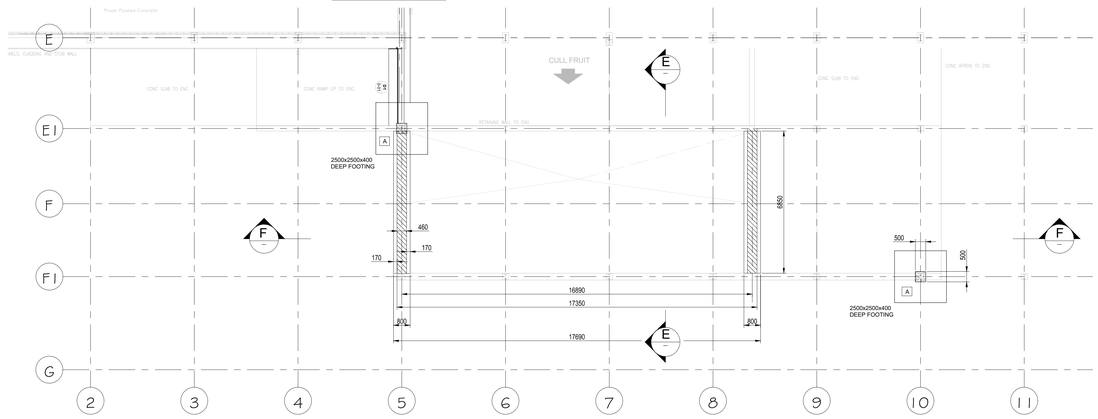

FOUNDATION - LAYOUT

1:100

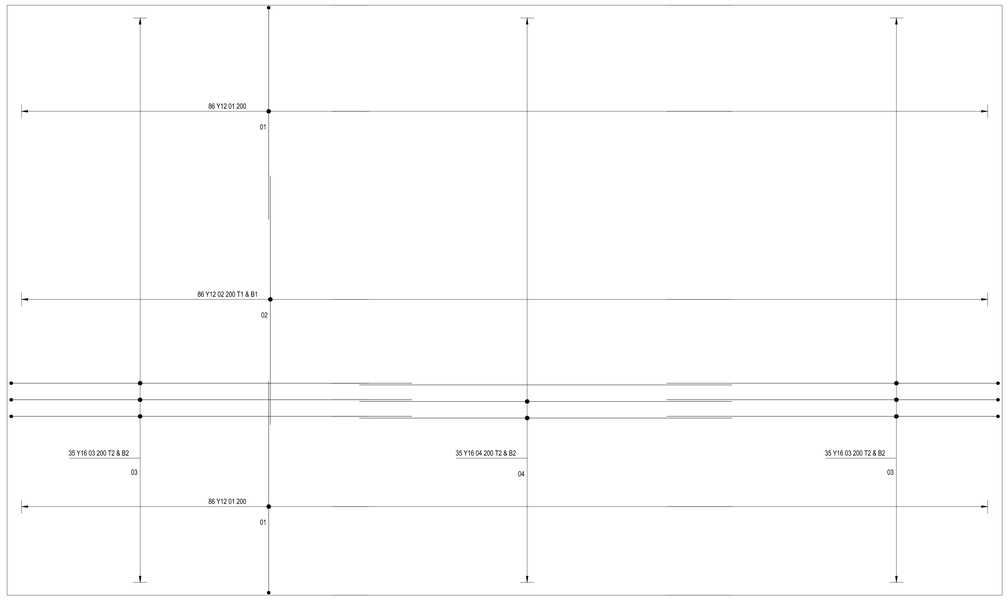

SURFACE BED - REINFORCEMENT LAYOUT

1:25



SECTION G

1:25

MEMBER	MARK	TYPE & DIA.	No. OF MEMBERS	LENGTH EACH	TOTAL No. OFF	CUT LENGTH	SHAPE CODE	BENDING DIMENSIONS A	B	C	D	E / f
SURFACE BED REINFORCEMENT	01	Y12	1	172	172	2550	38	2550	190			
	02	Y12	1	172	172	3000	20					
	03	Y16	1	140	140	5850	34	5660				
	04	Y16	1	70	70	7200	20					
Y BARS = 2936 kg								Project . no. .			Shedule no. SH. STR 002	

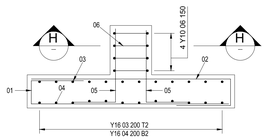

SECTION J

1:25

MEMBER	MARK	TYPE & DIA.	No. OF MEMBERS	LENGTH EACH	TOTAL No. OFF	CUT LENGTH	SHAPE CODE	BENDING DIMENSIONS A	B	C	D	E / f
COLUMN BASE A	01	Y16	2	12	24	3350	38	2400	300	650		
	02	Y16	2	12	24	3350	38	2400	300	650		
	03	Y16	2	12	24	2660	34	2400				
	04	Y16	2	12	24	2660	34	2400				
	05	Y16	2	8	16	1350	37	850				
	06	Y10	2	4	8	1900	60	400	400			
Y BARS = 388 kg								Project . no. .			Shedule no. SH. STR 002	

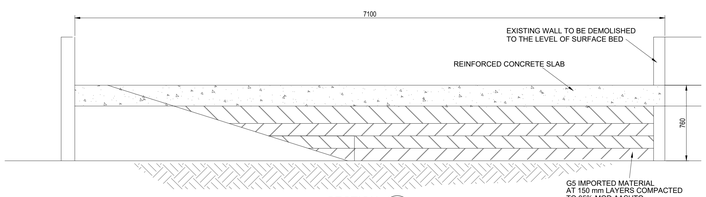

SECTION E

1:25

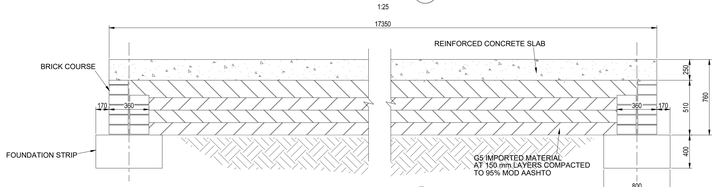

SECTION F

1:25

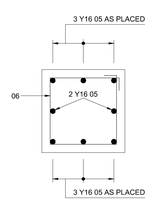

SECTION H

1:25

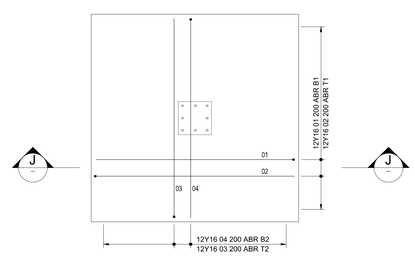

BASE REINFORCEMENT - PLAN

1:25

NOTES

1. CONCRETE CUBE STRENGTH AT 28 DAYS = 30MPa/19mm
2. CONCRETE SURFACE BED COVER = 30mm
3. CONCRETE BASE COVER = 50 mm
4. LEGEND:
   - ALT = ALTERNATIVE
   - STG = STAGGERED
   - T = TOP
   - B = BOTTOM
   - CJ = CONSTRUCTION JOINT
   - EF = EACH FACE
   - ABR = ALTERNATIVE BAR REVERSED
   - BW = BOTH WALLS
   - NF = NEAR FACE
   - FF = FAR FACE

AMENDMENTS

REV	DATE	APPROVED	DESCRIPTION	BY
0	08-07-2025	C. SITHOLE	ISSUED FOR TENDER	G.M

CONSULTANT:

2MC CONSULTING ENGINEERS

2MC CONSULTING ENGINEERS

31 MILNER STREET
TOP TOWN
KOMANI
5320

TEL: 041 110 0540
CEL: 084 810 6129
EMAIL: info@2mccons.co.za

CLIENT:

agriculture
Department: Agriculture
PROVINCE OF THE EASTERN CAPE

DIRECTORATE : ENGINEERING SERVICES
DEPARTMENT OF AGRICULTURE

AMATHOLE DISTRICT
PRIVAT BAG X 9032
EASTLONDON, 5200

TEL : 043 706 8709
CELL : 079 495 3934

RIPPLEMEAD PACKHOUSE

FOUNDATION LAYOUT; SECTION & SURFACE BED
BASE AND SURFACE BED - REINFORCEMENT DETAILS

PROJECT TEAM	
PROJECT MANAGER	L.Wangaza .....
DESIGNED	C.Sithole .....
DRAWN	G. Mogale .....
CHECKED	C.Sithole .....

DATE	2025/07/08
SCALE	AS SHOWN
SHEET NO:	1 OF 1
CONSULTANT PROJECT NO:	22-2023-GE
REV:	0
DISC:	STR
DWG SIZE	A0
DRAWING NUMBER	100-BD-001-STR 002

D:\DRAWINGS\PROJECTS\RIPPLEMEAD WAREHOUSE\DWG\05-06-2025 CONSTRUCTION\100-BD.dwg